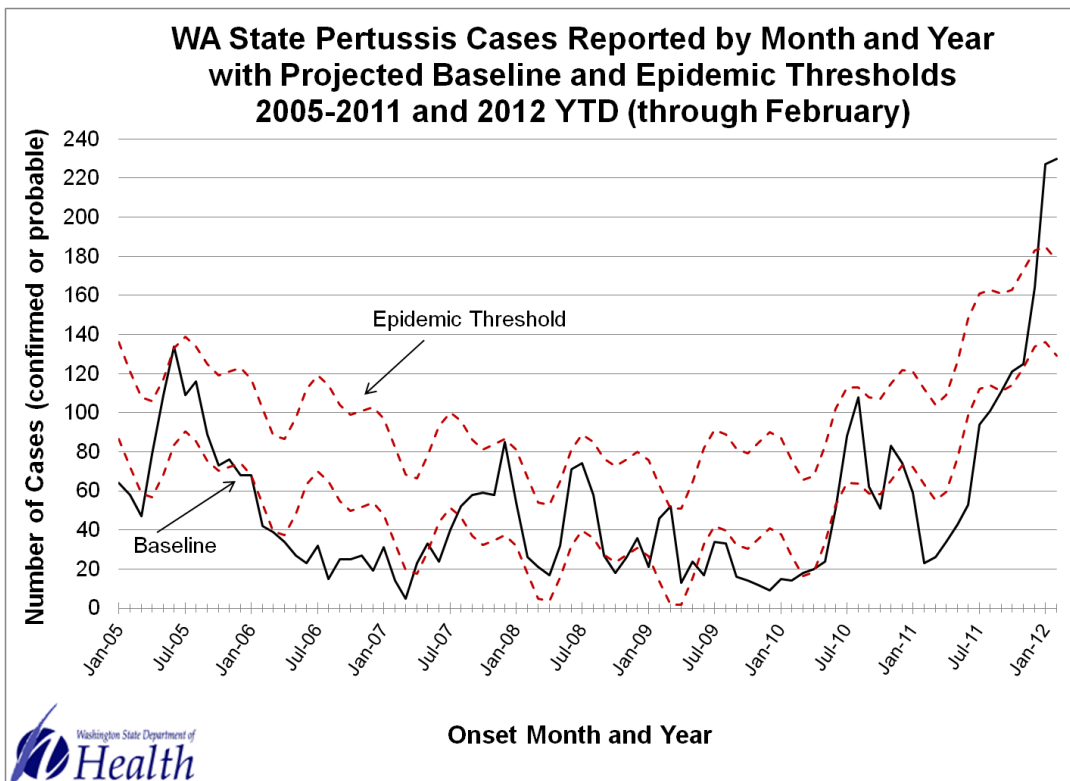
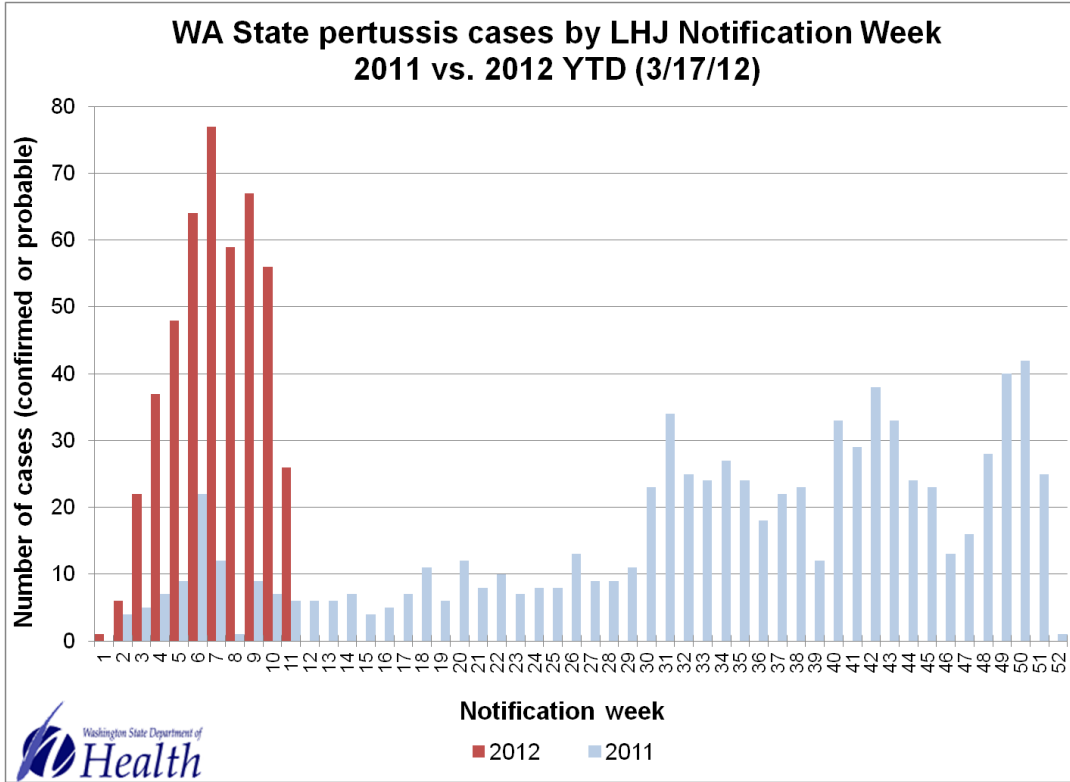


## Weekly pertussis update for Washington State

2012 year to date (YTD), cases reported through the week ending 3/17/2012

There have been a total of 463 cases reported statewide in 2012 YTD through week 11, compared to 82 reported cases in 2011 during the same time period. Dates for the 2011/2012 comparison were based on local health jurisdiction (LHJ) notification date.



All cases that have been made visible to DOH CDES and that had sufficient information for a DOH case classification to have been assigned are included in the following 2012 YTD summary:

- Eighteen counties have reported no pertussis activity in 2012.
- Among the twenty-one counties with pertussis activity in 2012, the number of pertussis cases reported in a given county so far this year ranges from 1 to 143, and the rate of disease in a given county ranges from 0.4 to 58.0 per 100,000 persons per year (see Table 1).
  - The median and mean county rates in counties reporting pertussis activity are 6.4 and 11.7 per 100,000 persons per year, respectively.
- The overall incidence rate so far in 2012 is 6.9 pertussis cases per 100,000 Washington residents per year. The rate of disease in infants under one year of age, 39.5 per 100,000, remains higher than rates in all other age groups (see Table 2). Thirty-five infants under one year of age were reported as having whooping cough and twelve of them were hospitalized. Of those hospitalized, nine (75%) were very young (three months of age or younger).

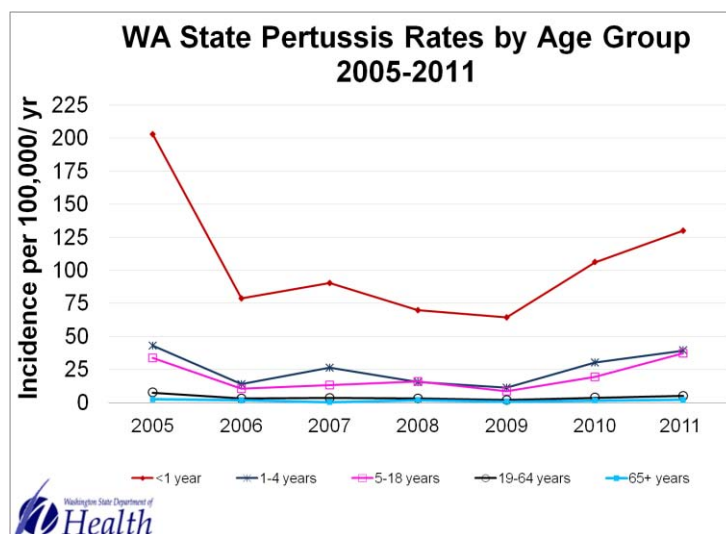
**Table 1. WA State pertussis cases by county, 2012 YTD**

County	2010 OFM Population	Number of Cases	Rate per 100,000 persons per year
Benton	172,900	12	6.9
Clallam	70,100	4	5.7
Clark	435,600	29	6.7
Cowlitz	100,000	23	23.0
Franklin	75,500	7	9.3
Grays Harbor	71,600	1	1.4
Island	81,100	8	9.9
Jefferson	29,300	17	58.0
King	1,933,400	53	2.7
Kitsap	248,300	13	5.2
Kittitas	40,500	8	19.8
Lewis	75,600	4	5.3
Mason	57,100	1	1.8
Pierce	814,600	52	6.4
Skagit	119,300	50	41.9
Snohomish	711,100	143	20.1
Stevens	44,300	1	2.3
Thurston	252,400	3	1.2
Walla Walla	59,600	1	1.7
Whatcom	195,500	32	16.4
Yakima	239,100	1	0.4

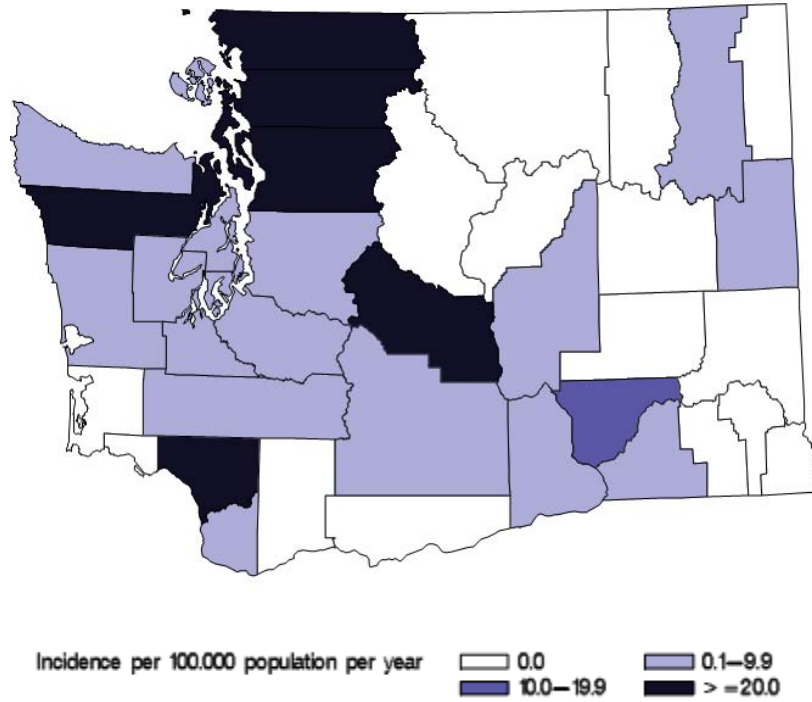
**Note.** Counties with no reported cases classified as confirmed or probable, 2012: Adams, Asotin, Chelan, Columbia, Douglas, Ferry, Garfield, Grant, Klickitat, Lincoln, Okanogan, Pacific, Pend Oreille, San Juan, Skamania, Spokane, Wahkiakum, and Whitman.

**Table 2. WA State pertussis cases by age group, 2012 YTD**

Age Group (years)	2010 OFM Population	Number of Cases	Rate per 100,000 persons per year	% cases by age group
<1	88,544	35	39.5	7.6%
1-4	355,275	45	12.7	9.7%
5-9	432,656	99	22.9	21.4%
10-13	346,396	108	31.2	23.3%
14-18	454,703	86	18.9	18.6%
19-24	577,706	14	2.4	3.0%
25-44	1,830,703	41	2.2	8.9%
45-64	1,823,910	23	1.3	5.0%
65+	823,357	12	1.5	2.6%
All ages	6,733,250	463	6.9	



**Recent Pertussis Incidence by County (December 2011 – February 2012 Onsets)**



If you have a disability and need this document in a different format, please call 1-800-525-0127 (TDD/TTY 1-800-833-6388).